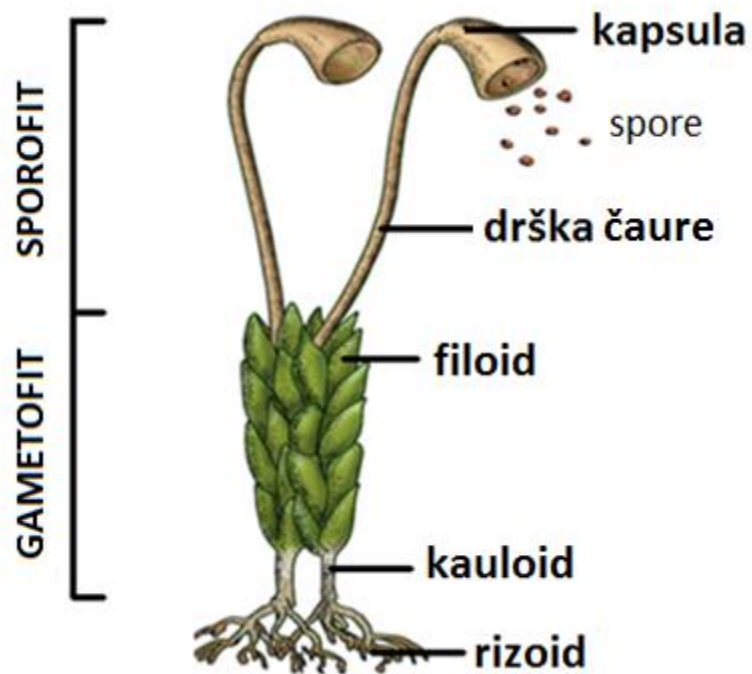

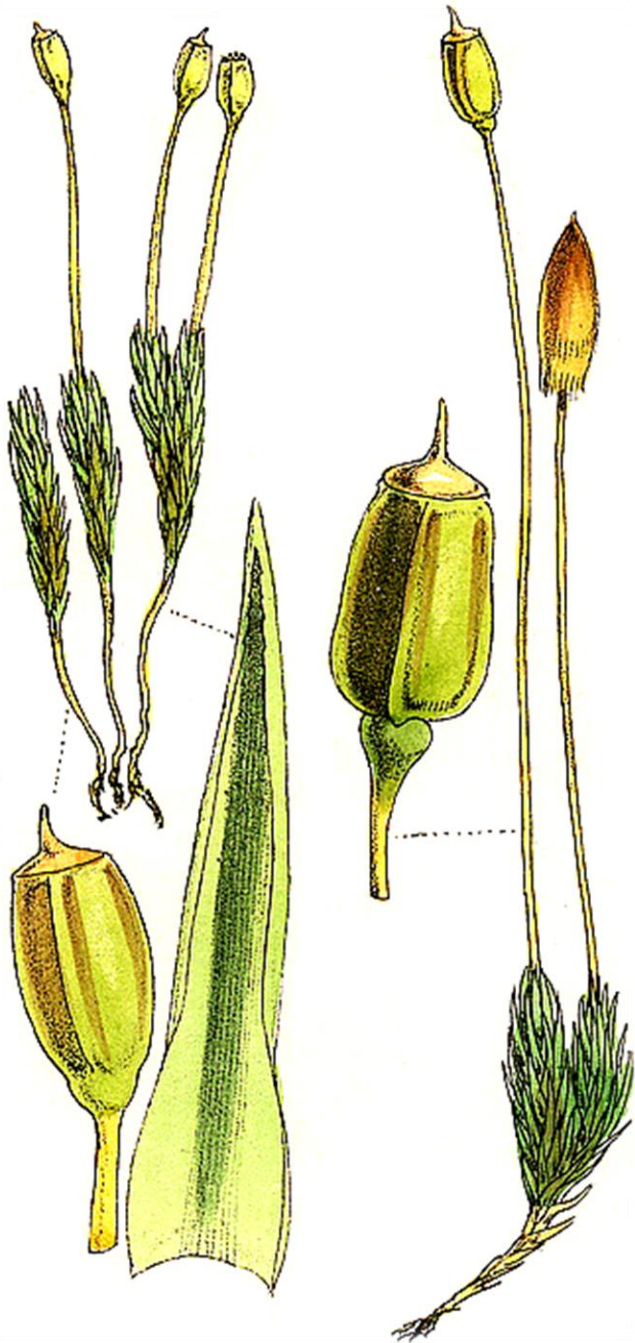


Divisio: ***BRYOPHYTA***

- MAHOVINE -








Divisio: *Bryophyta*
Classis: *Bryopsida*
Ordo: *Bryales*
Fam.: *Polytrichaceae*
Polytrichum sp.

fam. *Polytrichaceae*

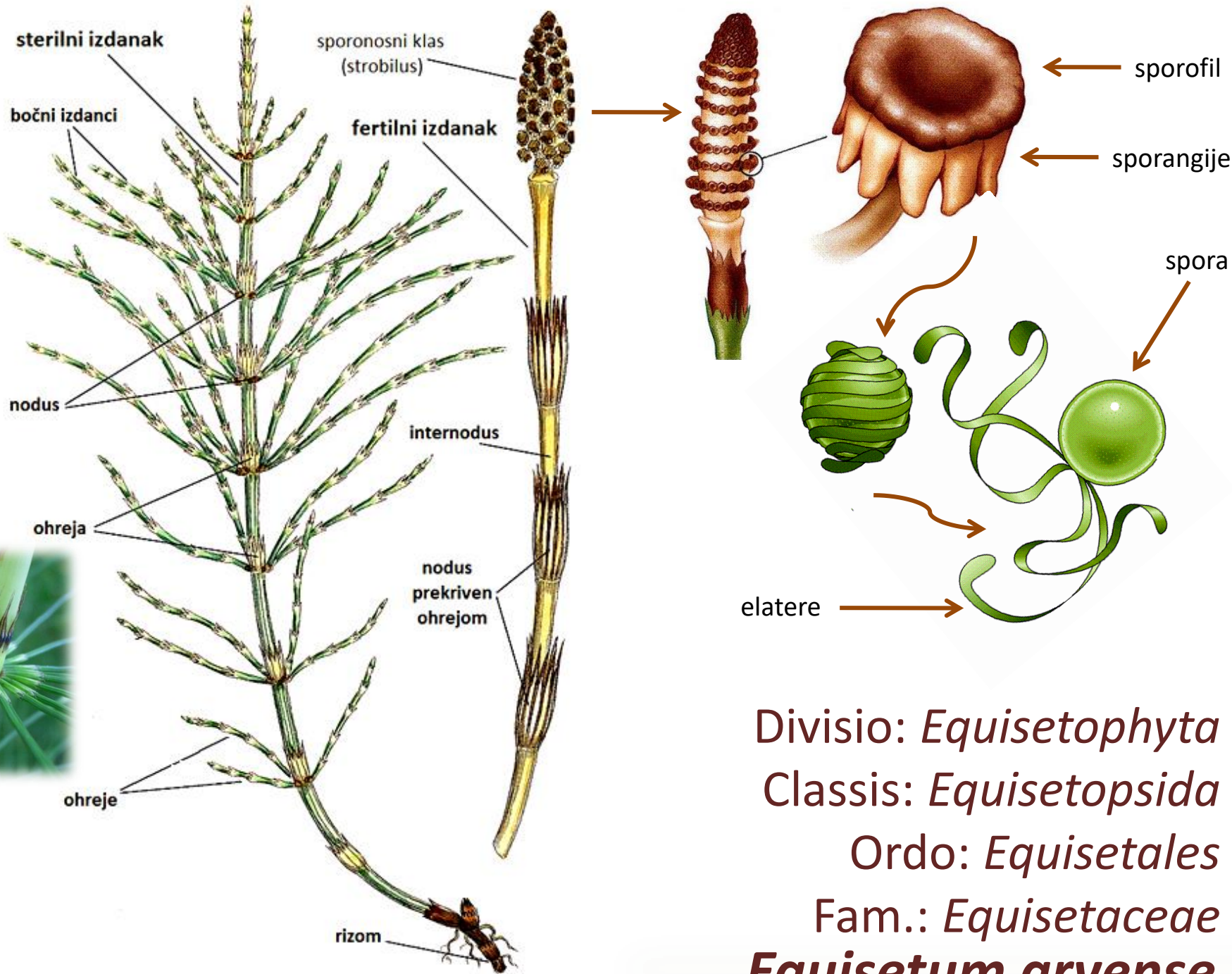


***Polytrichum commune* - busenjača**

Divisio: *EQUISETOPHYTA*

- RASTAVIĆI -





Divisio: *Equisetophyta*
 Classis: *Equisetopsida*
 Ordo: *Equisetales*
 Fam.: *Equisetaceae*
Equisetum arvense






***Equisetum arvense* - preslica**

Divisio: ***POLYPODIOPHYTA***

- **PAPRATI** -

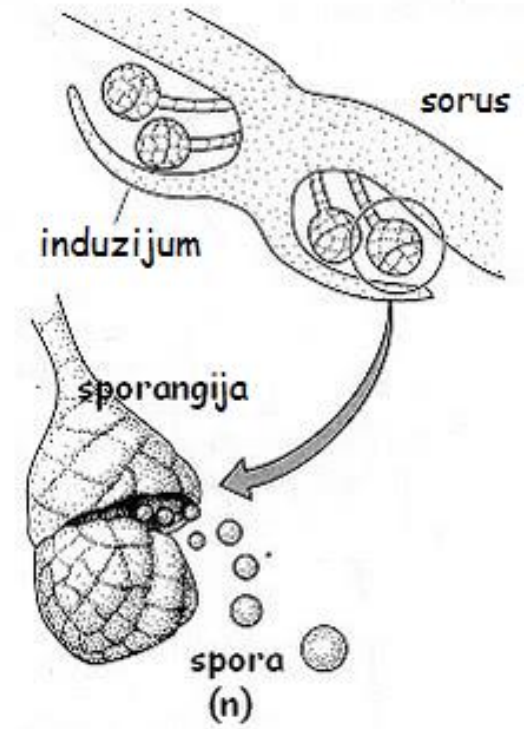




sorus

induzijum

sporangije





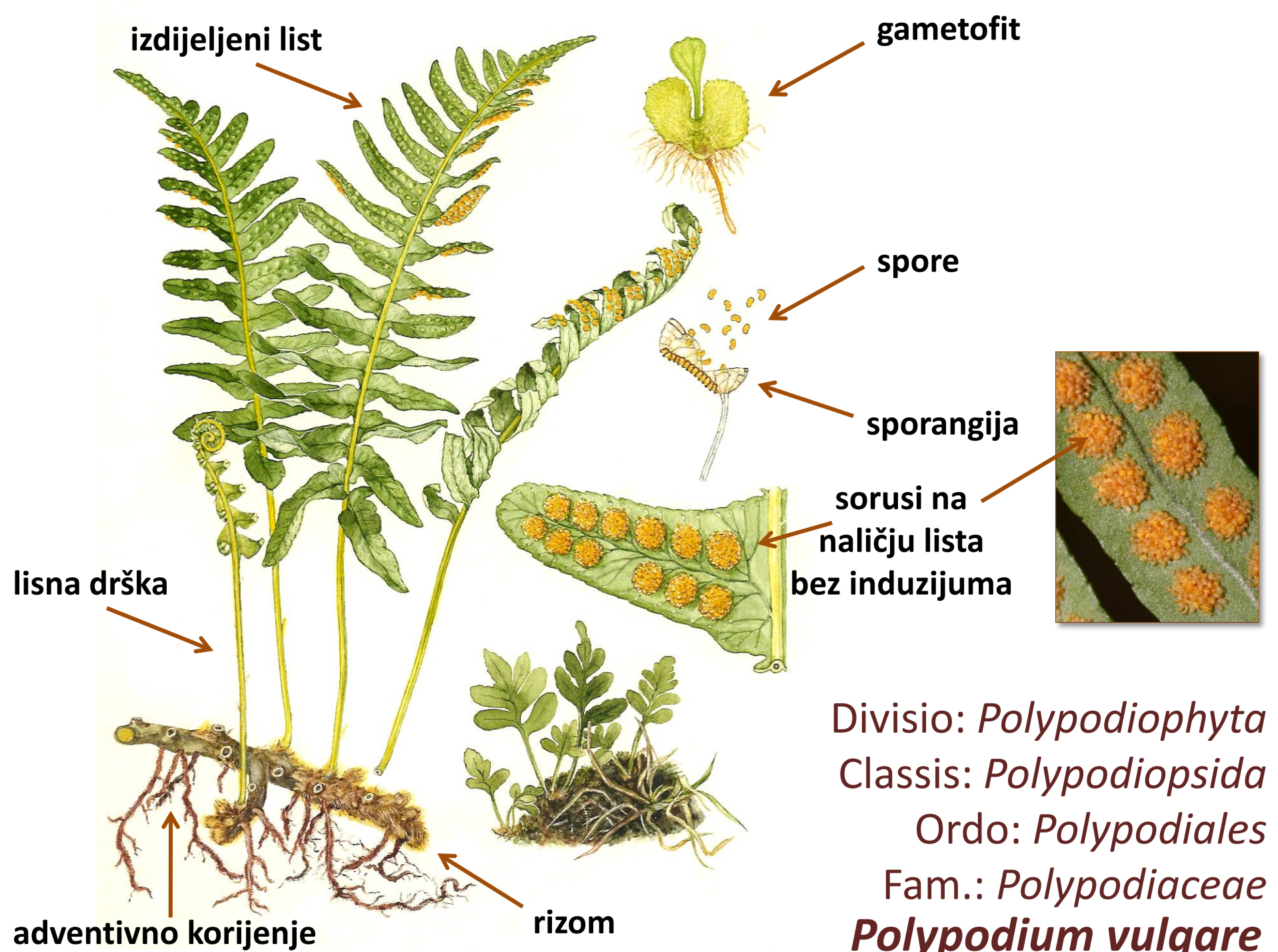
**sorusi bez
induzijuma**

**sorusi sa
induzijumom**





***Polypodium vulgare* – slatka paprat**





***Scolopendrium vulgare* – jelenji jezik**



cijeli listovi


**linearni
sorus**



**induzijum po
obodu sorsa**



Divisio: *Polypodiophyta*
Classis: *Polypodiopsida*
Ordo: *Polypodiales*
Fam.: *Polypodiaceae*
Scolopendrium vulgare



***Pteridium aquilinum* - bujad**





***Dryopteris filix-mas* - navala**

Fig. 3 *Pinna* - upper surface



Fig. 2 *Leaf* - under surface



Fig. 1 *Underground Stem*
covered with snags of Old Leaves



Fig. 4 *Fertile Pinnae* - under surface ($\times 10$)



Fig. 6 *Sporangia*

a. unopened

b. opened

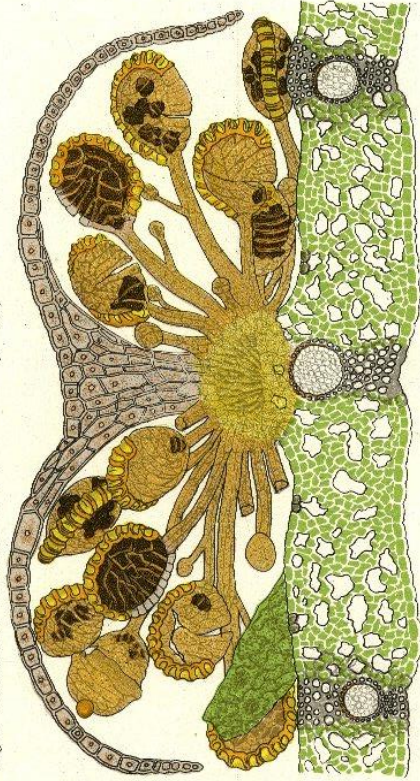


Fig. 7 *Spores* ($\times 500$)




Eusporangiate with warty projections

Fig. 5 *Transverse section of Sorus & overlying portion of Pinnae*



Ceterach officinarum – zlatna paprat





Asplenium trichomanes





E. B. 576.

Asplenium Trichomanes.

Maidenhair Spleenwort.