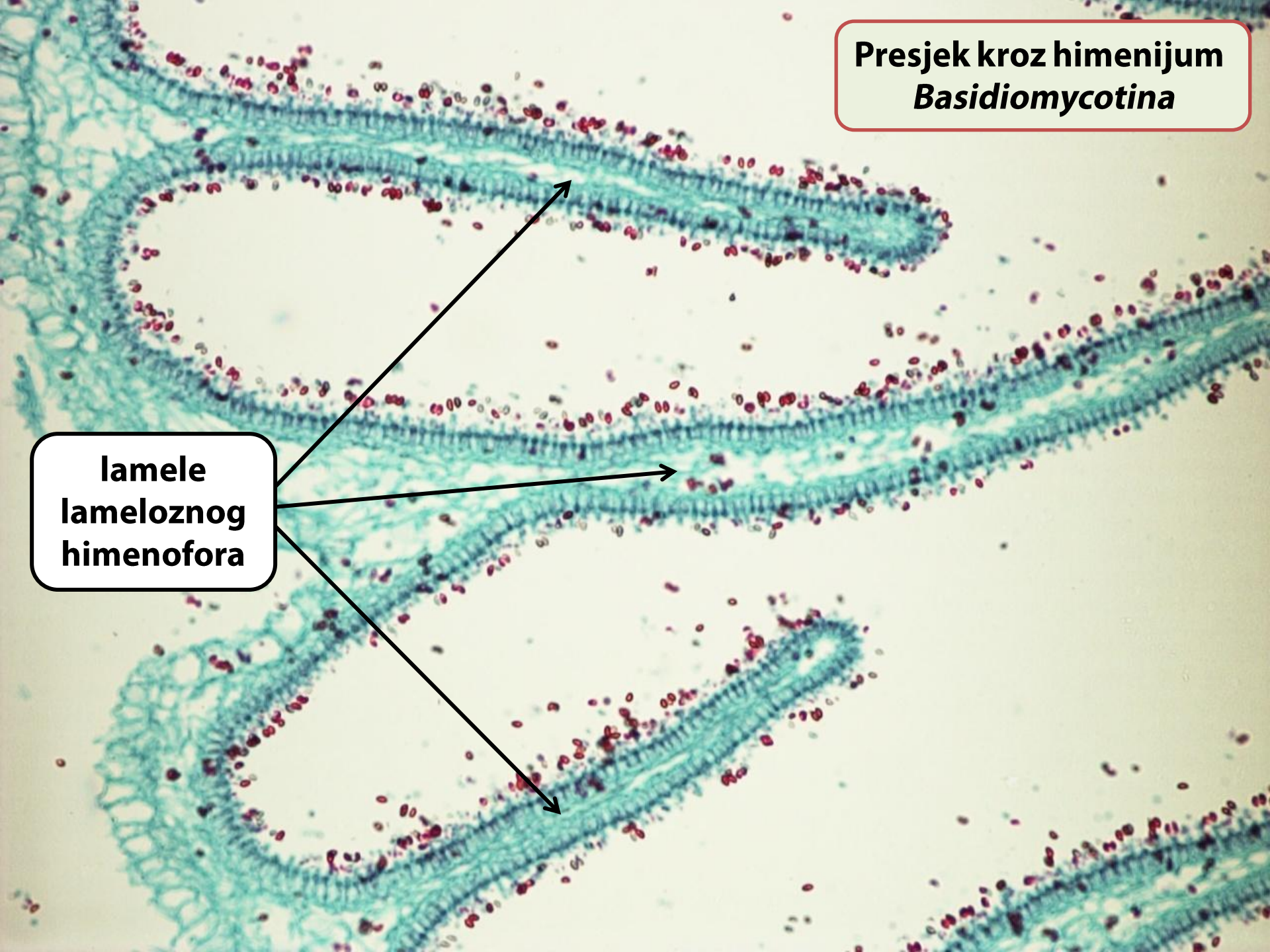


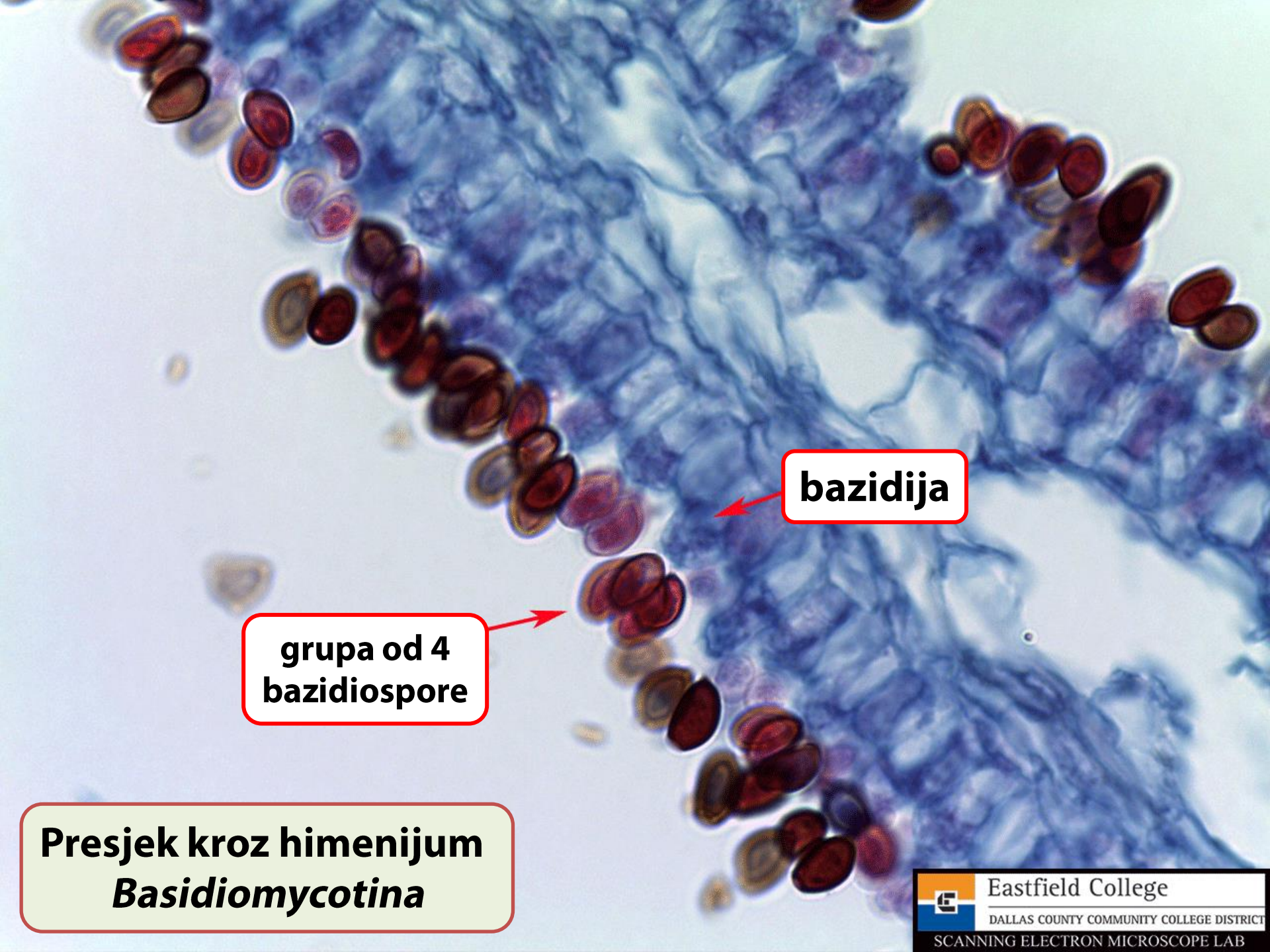
# Subdivisio: **BASIDIOMYCOTINA**

*Presjek kroz himenijum*  
*Tipovi himenofora*

**Presjek kroz himenijum  
*Basidiomycotina***

**lamele  
lameloznog  
himenofora**

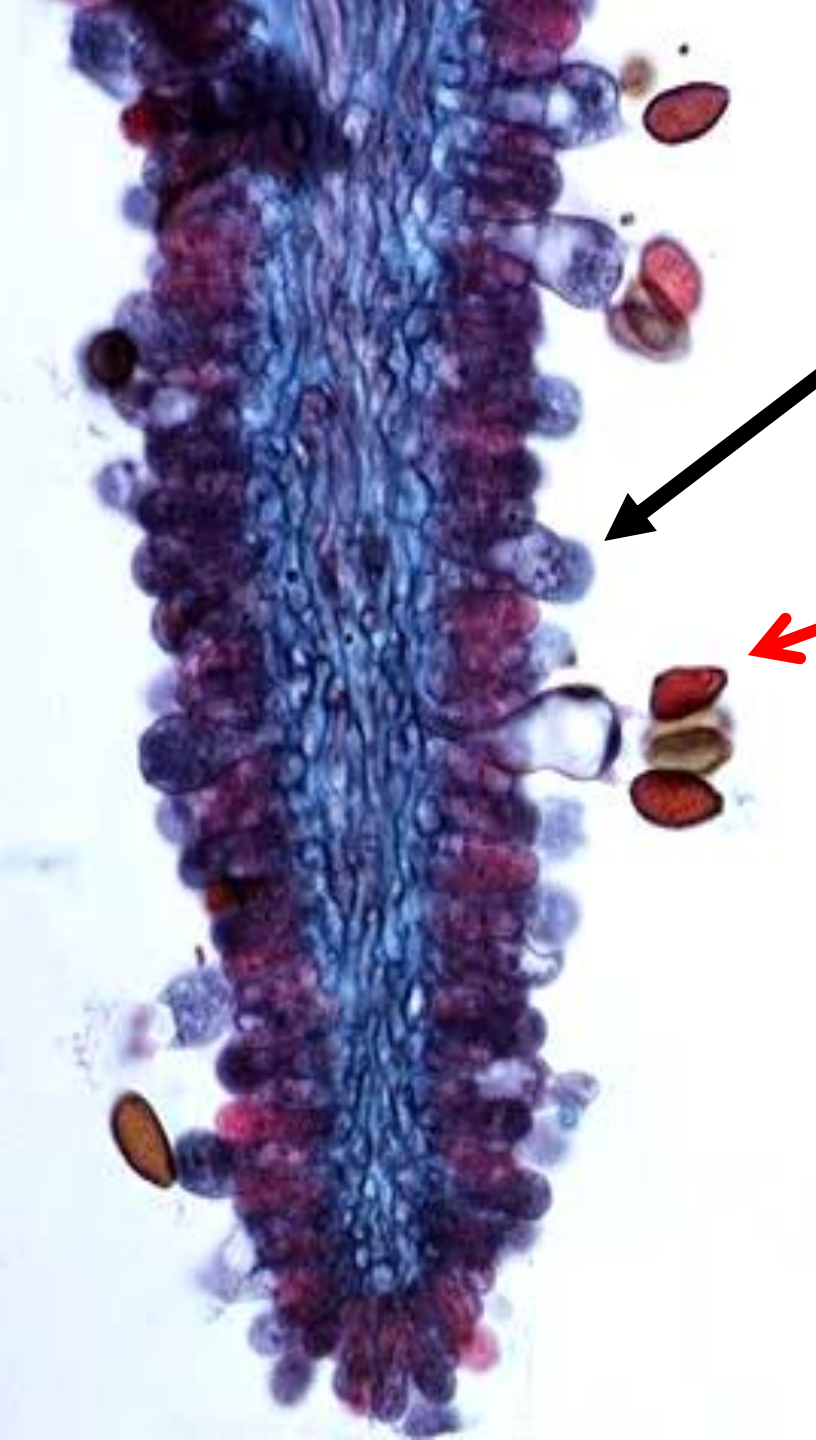




**bazidija**

**grupa od 4  
bazidiospore**

**Presjek kroz himenijum  
*Basidiomycotina***



parafize

bazidija i bazidiospore



# TIPOVI HIMENOFORA



**listast (lamelozan) himenofor**



**bodljast himenofor**



**cjevast himenofor**



**himenofor u obliku lavirinta**

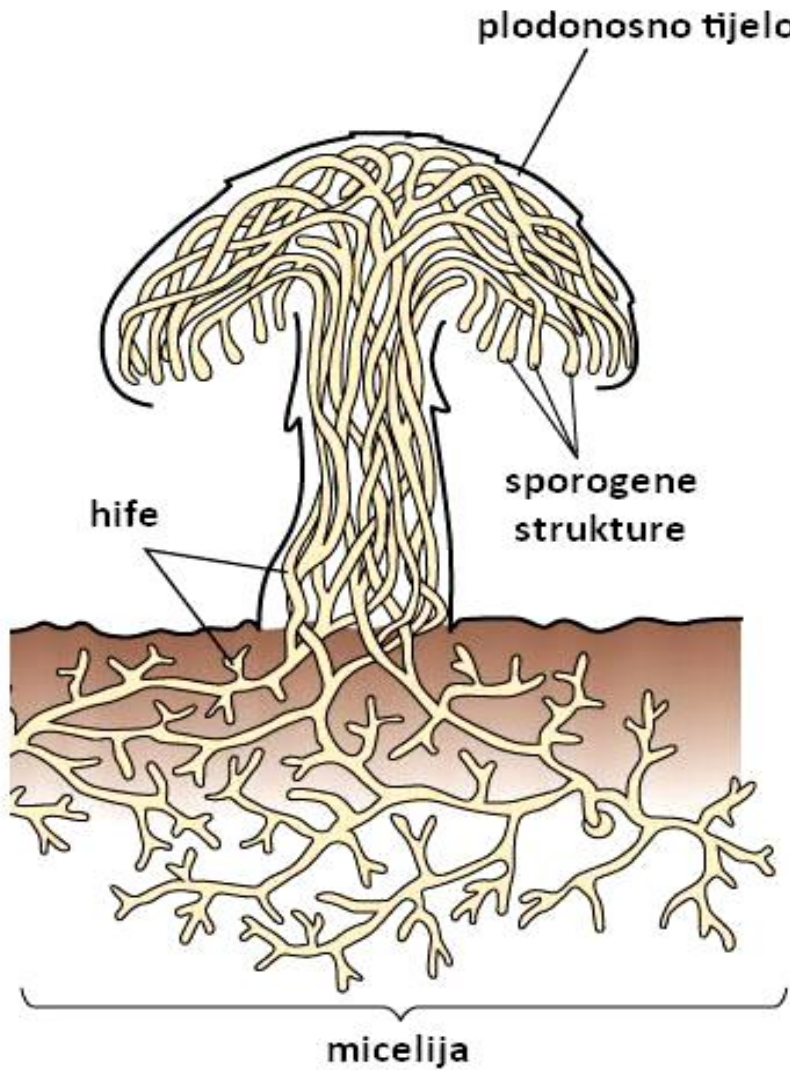
**Classis: HYMENOMYCETES**



**Subclassis: HOLOBASIDIOMYCETIDAE**



**Vilino kolo/krug**

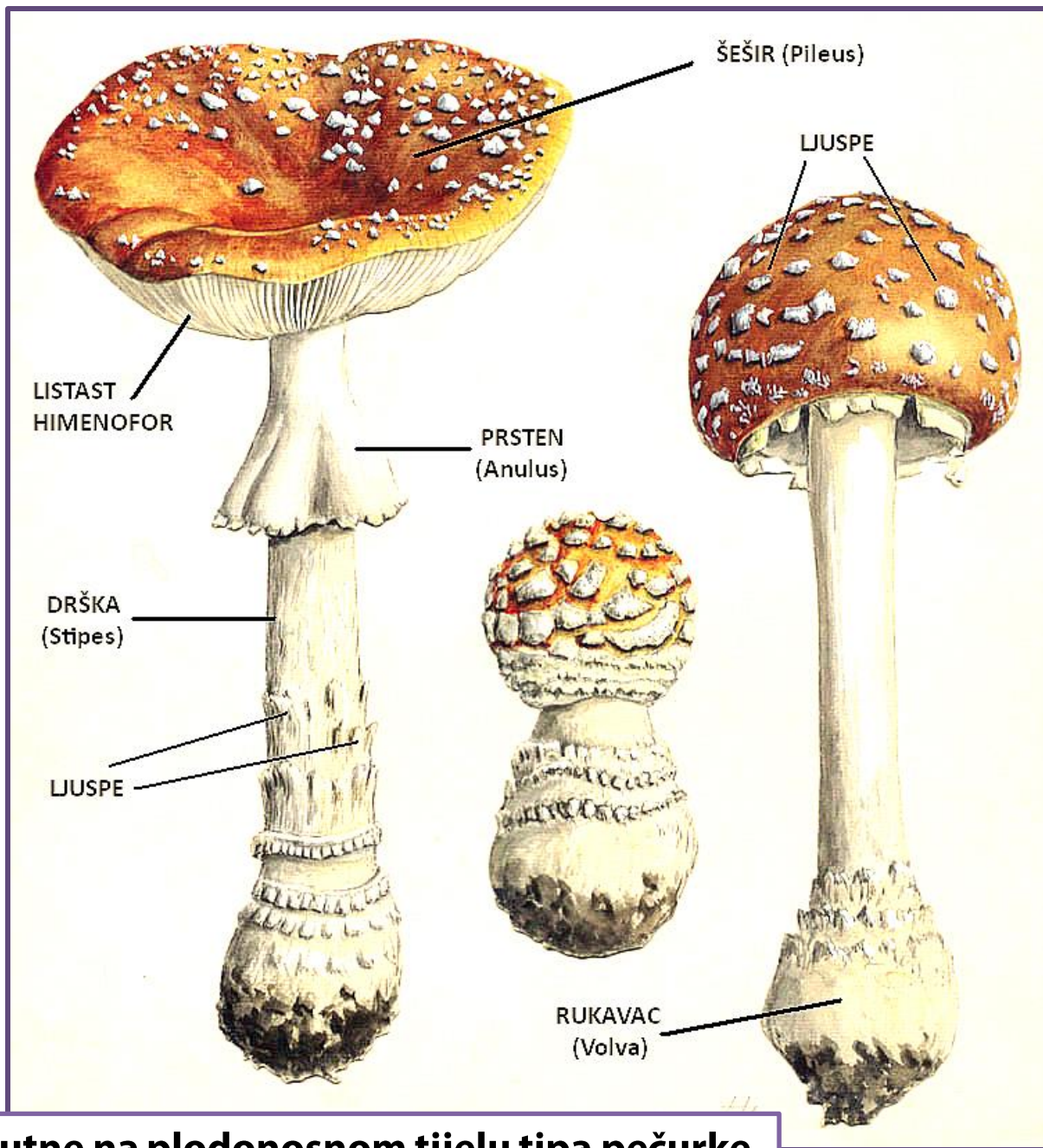


**Odnos reproduktivnih i vegetativnih struktura gljive**



# Razviće plodonosnog tijela





**Strukture prisutne na plodonosnom tijelu tipa pečurke**

# Ordo: APHYLLOPHORALES

## Familia: Polyporaceae

*Fomes fomentarius*

*Daedalea quercina*

*Trametes versicolor*

## Familia: Ganodermataceae

*Ganoderma applanatum*

## Familia: Cantharellaceae

*Cantharellus cibarius*

## Familia: Hydnaceae

*Hydnum repandum*



***Fomes fomentarius***

**kresiva guba, trud**

***Fomes fomentarius***



**godovi**



**konzolasto/kopitasto  
plodnosno tijelo**





**cjevast himenofor sa  
donje strane  
plodonosnog tijela**

***Fomes fomentarius***

***Daedalea quercina***


**hrastova lavirintica  
(hrastove škrge)**

**konzolasto/kopitasto  
plodonosno tijelo**

**himenofor u  
obliku lavirinta**



***Daedalea quercina***



**himenofor u  
obliku lavirinta**



# *Ganoderma applanatum*

pljosnata sjajnica



konzolasto/kopitasto  
plodonosno tijelo



*Ganoderma applanatum*

cjevast himenofor sa  
donje strane  
plodonosnog tijela



čuranov rep

*Trametes versicolor*

*Hydnum repandum*

ježevica



← bodljast himenofor

*Cantharellus cibarius*

lisičarka



# Ordo: AGARICALES

## Familia: Boletaceae

*Boletus edulis*

*Boletus satanus*

## Familia: Pleurotaceae

*Pleurotus ostreatus*

## Familia: Agaricaceae

*Agaricus campestris*

*Agaricus bisporus*

## Familia: Lepiotaceae

*Macrolepiota procera*

# Ordo: AGARICALES

## Familia: Amanitaceae

*Amanita muscaria*

*Amanita phalloides*

*Amanita caesarea*

## Familia: Russulaceae

*Lactarius scrobiculatus*

*Russula fragilis*

*Russula cyanoxantha*

*Russula virescens*




vrganj

***Boletus edulis***



**cjevast  
himenofor**



***Boletus edulis***

***Boletus satanus***

**Iudara**





bukovača


*Pleurotus ostreatus*

***Pleurotus ostreatus***

**asimetričan  
šešir**



**listast  
himenofor**



*Agaricus campestris*

poljski šampinjon



listast  
himenofor


**pileus**

**listast  
himenofor**

**anulus**

***Agaricus bisporus***


**šampinjon**





sunčanica

*Macrolepiota procera*



pileus

listast

himenofor

anulus

stipes

*Macrolepiota procera*



***Amanita muscaria***

**crvena muhara**

**ljuspe**

**na**

**šeširu**

**pileus**

**stipes**





listast

himenofor

anulus

***Amanita muscaria***

*Amanita muscaria*

ljuspe  
na šeširu



šešir

prsten

ljuspe  
na dršci

rukavac  
(volva)


drška





zelena pupavka

*Amanita phalloides*



listast  
himenofor

pileus

stipes

anulus


rukavac  
(volva)

*Amanita phalloides*



**blagva, jajčara**

***Amanita caesarea***



**pileus**



**anulus**



**stipes**



**rukavac  
(volva)**



*Amanita caesarea*



mliječnica

***Lactarius scrobiculatus***




**pileus**

**stipes**

***Lactarius scrobiculatus***

**listast  
himenofor**



*Russula fragilis*

krhka golubica


listast  
himenofor



*Russula cyanoxantha*

ljubičasto-zelena zeka/krasnica

listast  
himenofor



***Russula virescens***

**golubača**

**listast  
himenofor**



# **Classis: HYMENOMYCETES**



# **Subclassis: PHRAGMOBASIDIOMYCETIDAE**

# Ordo: Tremellales

**Familia: Tremellaceae**

***Tremella mesenterica***

# Ordo: Auriculariales

**Familia: Auriculariaceae**

***Auricularia auriculae-judae***

*Tremella mesenterica*

zlatnožuta drhtalica  
(gljiva žutog mozga)



želatinozno  
(pihtijasto)  
plodonosno  
tijelo

želatinozno  
(pihtijasto)  
plodonosno  
tijelo



*Auricularia auricula-judae*

Judino uvo/uho





# Classis: **GASTEROMYCETES**

Ordo: **LYCOPERDALES**

Familia: **Lycoperdaceae**

*Lycoperdon parlatum*

*Lycoperdon pyriforme*

*Calvatia gigantea*

Familia: **Geastraceae**

*Geastrum triplex*



*Lycoperdon perlatum*

tikvasta puhara




***Lycoperdon perlatum***

**komorice obrasle  
himenijumom**

**peridijum**

**sporogena  
gleba**

**receptakulum**



*Lycoperdon pyriforme*

kruškasta puhara



***Lycoperdon pyriforme***

**sporogena  
gleba**

**receptakulum**





**rasijavanje  
bazidiospora**

**unutrašnjost potpuno zrelog  
plodonosnog tijela koju  
ispunjava praškasta masa  
nastala od sporogene glebe**



***Lycoperdon* spp.**

*Calvatia gigantea*

džinovska/velika puhara



*Calvatia gigantea*





zreli karpofor


*Calvatia gigantea*



*Geastrum triplex*

zvjezdasta puhara





ostiolum

endoperidija

egzoperidija

***Geastrum triplex***

***Geastrum triplex***



**rasijavanje  
bazidiospora**



# Classis: **GASTEROMYCETES**

Ordo: **NIDULARIALES**

Familia: **Nidulariaceae**

*Ciathus striatus*

Ordo: **PHALLALES**

Familia: **Phallaceae**

*Phallus impudicus*

*Phallus indusiatus*




A close-up photograph of several bird nests. The nests are constructed from a dense, fibrous material, likely moss or lichen, and are attached to a wooden branch. Each nest is cup-shaped and contains three small, greyish, oval-shaped eggs. The background is blurred, showing more of the natural environment.

ptičije gnijezdo/prugasta korpica

*Cyathus striatus*

# *Cyathus striatus*



peridiole čija je  
unutrašnjost  
ispunjenja  
himenijumom



smrdljivi pijevac/đavolje jaje

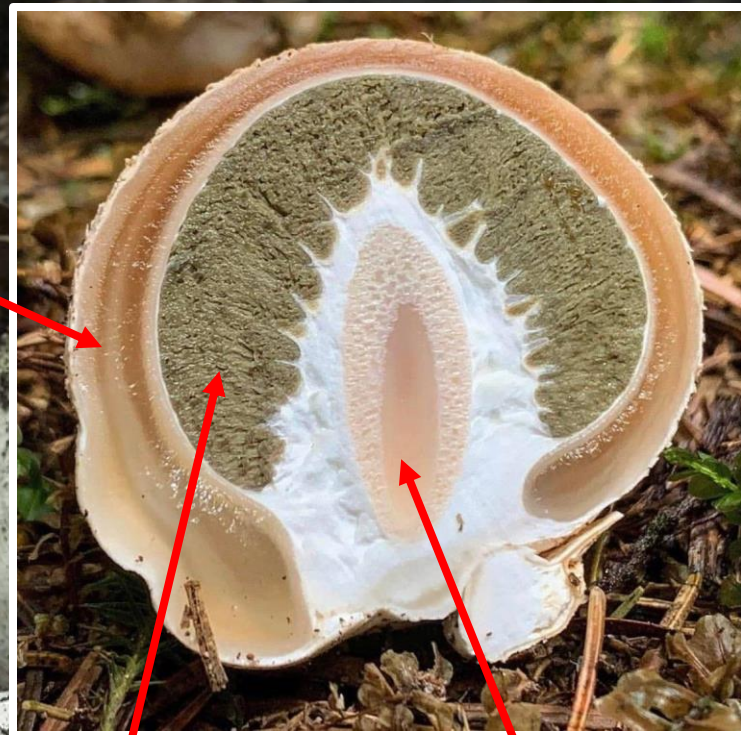
*Phallus impudicus*



presjek kroz mlado  
plodonosno tijelo

debeli sloj sluzi  
između dvije peridije

egzoperidija



sporogena  
gleba

receptakulum

endoperidija

*Phallus impudicus*

*Phallus indusiatus*

bambusova pečurka



# Classis: TELIOMYCETES

Ordo: **USTILAGINALES**

Familia: **Ustilaginaceae**

*Ustilago nuda*

*Ustilago avenae*

*Sorosporium reilianum*

Familia: **Tilletiaceae**

*Tilletia tritici*



*Ustilago nuda*

otvorena gar ječma



# *Ustilago nuda*



zaraženi klasovi

A close-up photograph of oat spikes. The left spike shows healthy green grains, while the right spike shows grains that are darkened and shriveled, indicating infection by the fungus Ustilago avenae. The background is a blurred green field.

otvorena gar ovsá

*Ustilago avenae*

**zaraženi klasovi**



**1-ćelijske teliospore**

***Ustilago avenae***

*Sorosporium reilianum*

prašna gar kukuruza





**zaražene  
cvasti  
domaćina**



**1-ćelijske teliospore**

***Sorosporium reilianum***

*Tilletia tritici*

tvrda gar pšenice





**zaraženi  
klasovi**



**1-ćelijske teliospore**

***Tilletia tritici***

# Classis: TELIOMYCETES

Ordo: UREDINALES

Familia: Pucciniaceae

*Puccinia graminis*

*Puccinia triticina*

*Puccinia malvacearum*

*Phragmidium mucronatum*



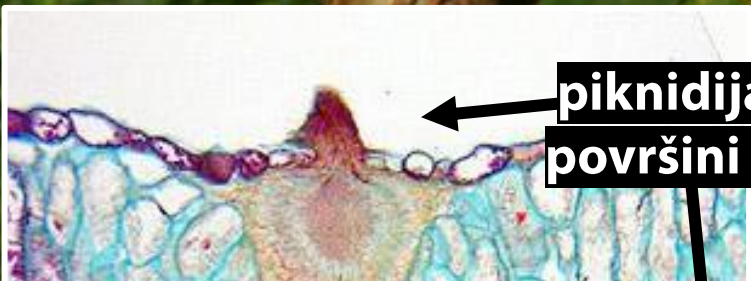


**rđa strnog žita**

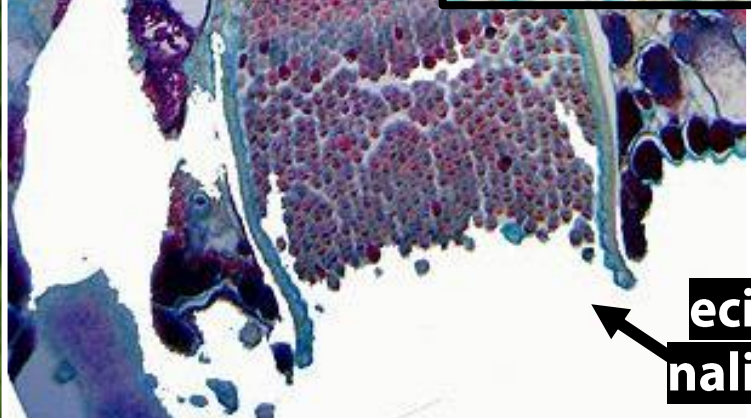
***Puccinia graminis***

# *Puccinia graminis*

(prvi domaćin,  
*Berberis vulgaris*)



piknidija na  
površini lista



ecidije na  
naličju lista




žučkasno-narandžaste  
mrlje po listovima

***Puccinia graminis***

(prvi domaćin,  
*Berberis vulgaris*)

ecidije  
u kojima se  
formiraju  
ecidiospore



ecidija sa  
ecidiosporama

uredije sa  
uredosporama



***Puccinia graminis***

(drugi domaćin,  
*Poaceae* vrsta)

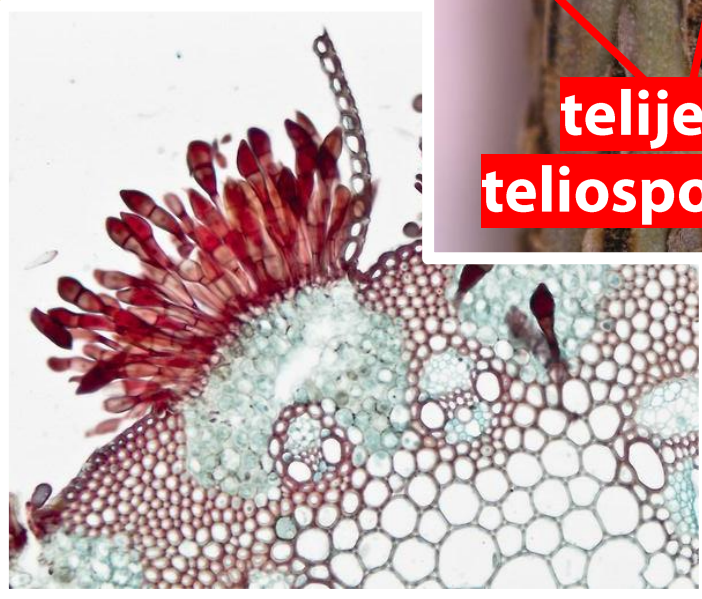


# *Puccinia graminis*

(drugi domaćin,  
*Poaceae* vrsta)



telije sa  
teliosporama



2-ćelijske teliospore




uredije sa  
uredosporama

pšenična rđa

*Puccinia triticina*

telije na  
naličju lista



sljezova rđa

*Puccinia malvacearum*




rđa ruže

*Phragmidium mucronatum*

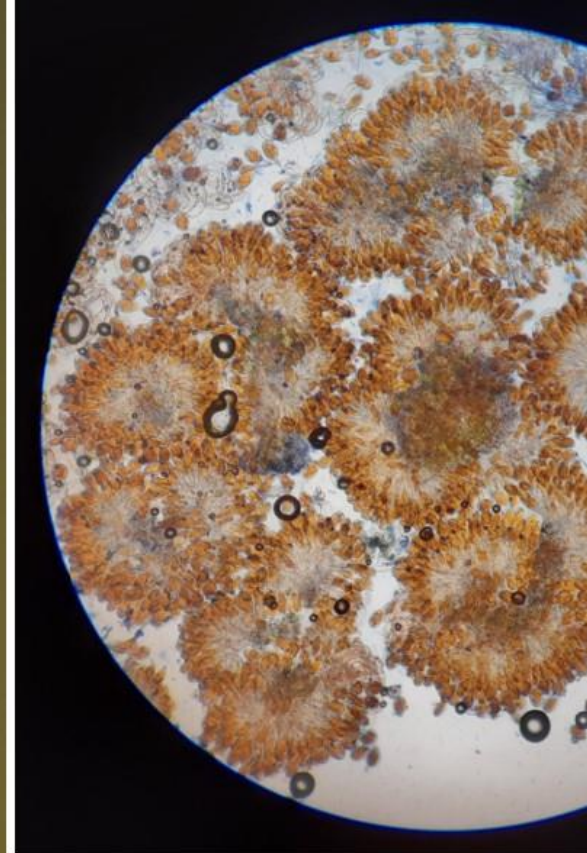

***Phragmidium mucronatum***



**uredije**



**Phragmidium  
mucronatum**



**uredospore**



**Phragmidium  
mucronatum**




**telije**



**višećelijske  
teliospore**



# *Phragmidium mucronatum*



**uredotelije**  
(uredije zajedno sa telijama)



***uredotelije***  
**sa uredosporama**  
**i teliosporama**

***Phragmidium***  
***mucronatum***



**Phragmidium  
mucronatum**

**uredospore**



**teliospore**



**Phragmidium  
mucronatum**